

Statement Piece!

Finding Your Style

Week 3 review & Week 4



Quick Overview

1. What? Week 4!

2. Your Week 3 Assignment
- *Stealing Like an Artist*

3. Week 4 - Statement Piece Part I
- *Ideation*
- *Choices*
- *Planning*

1. The Journey

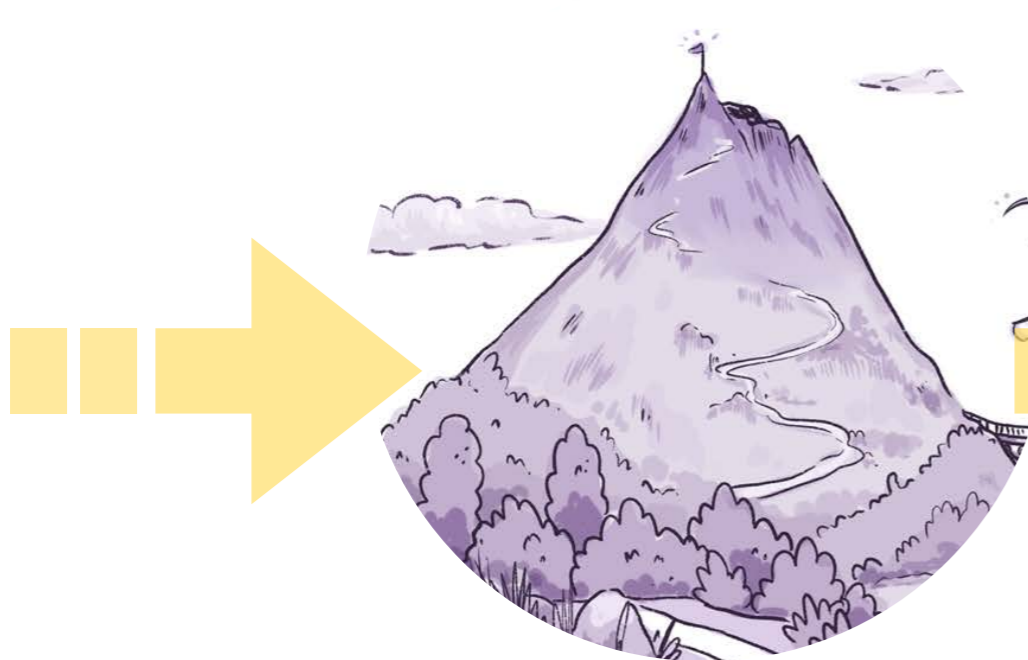
1




2



3



4/5/6



7

2. Stealing Like an Artist - Week 3





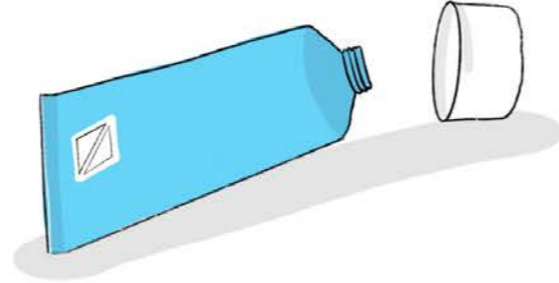
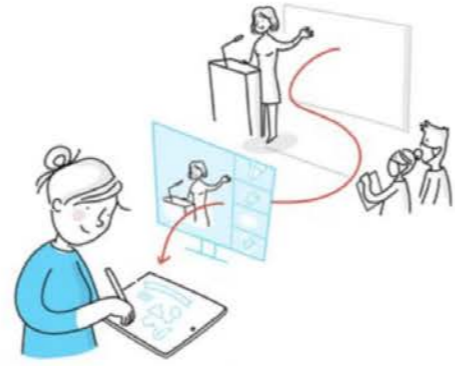
If it's your turn...

**Tell us more about your keeping, taking
& dumping.**

*Has it sparked something into your
process?*

2. Your Takes - Heleanne





2. Your Takes - Claudia




YAY

- simple
- original, not copied
- tells a story

NAY

- 2 dimensional: could have experimented more with shadows



YAY

- calm
- Details
- charcoal

NAY

- not my style, copied someone else



YAY

- mixed media
- shadows
- feels real

NAY

- very conservative with colors, scared of mistakes

MY BABY UNICORNS 🦄



- @curlsketches
- Strong colors
 - Full backgrounds
 - Many figures
 - Vivid scenes
 - Mixed media



- @lisa.combelles
- cute!
 - simple lines
 - mixed media
 - weird proportions



- @lamaery_in_the_cosmere
- Strong colors
 - contrast
 - Emotion
 - sketchy/dirty lines

- Studio Ghibli
- Bright colors
 - Blue skies
 - Full backgrounds
 - Full of light



2. Your Takes - Nele

WHY? FEEL? Felt for the first time I get out of my practice 'muse' then I wished for. Was very happy about the technique for this one. (Not sure if it is totally me)

But happy, reason, the subject the result I aimed for.

DESCRIBE
 Pencils: dry ink, charcoal, pencil, ...
 A lot of layers, a lot of 'building' which I like a lot during a process.
 Still no details but for cards not necessary - maybe why I like making cards used to stop to early for that part.

STRONG PARTS I loved myself. Highlights/shadows = better 'Blends' in with the background



In the end I think I combined both so I could say this is mine + I like him

WHY? FEEL? Here the process as well as the result make me happy. Or maybe because of the process.
 ① = my first sketches but did not 'feel' him the style people link to me

DESCRIBE
 pencil
 charcoal
 also pencil
 dry ink
 charcoal

STRONG PARTS
 cute. Simple but with depth. not static. the same character, also in different poses, which is good!

BUT missing the 'setting' the story. He is on a boat... can you tell?!



WHY? FEEL? I did already a commission for this author. Started totally out of my comfort zone, out of my usual work. Wanted to lift it up. Do better. Because nevertheless it is so much fun doing! Hard to tell seeing these pics but ① is similar but less good. So I had the feeling a green better. = why!

DESCRIBE
 a lot of pencil with watercolor
 Still like pencil

STRONG PARTS I believe he is more 'telling' a story without 'setting' then my sailor with Jenkins. Maybe lack of depth. because I noticed he could be even more strong.

④ those drawings 'belong' to a story. So not really a "lion" and he looks right through you.



MATERIALS
 watercolor
 pencil
 fineliner?
 water spray

PHILOSOPHY STORY?

@ pito campos

LOVE the vibe the white parts

the dynamic the colors the looseness

FEEL curious about the city-life of that spot



MATERIALS
 pencil
 watercolor
 ink?
 marker?

@ janemaiseyillustration

LOVE So much expression with so little lines
 Simplicity
 expressions
 characters are on point

FEEL innocence still allowed to dream, to build castles in the sky

PHILOSOPHY STORY?
 childhood feelings? experiences?

very simple looks casual attributes dimensions love that!!!



MATERIALS
 pencil drawing
 watercolor - very controlled!!
 white gouache

@ julie dessine

LOVE the expressions characters / animal characters
 cute
 details
 backgrounds
 composition

PHILOSOPHY STORY?
 One overthinks every line I'm drawing 2 brothers, but they are very close... there is a whole story behind every drawing. Inspiration: kids! (mms)

FEEL sad contrast friendship loneliness



@ simonaidypad



ANTWERP STATION - PITO CAMPOS

keep: colors (orange!) take: composition / whiteness, brightness

dump: building details

2 BEARS - JULIE MELLAN

keep: procreate (medium)

dump: ?

take: story telling / not too static
discipline to draw

KLEINE MATROOS - J.M. + Q.B.

keep: character but add a little take: playing with the setting
dump: background playfulness. she doesn't overdraw, keeps it simple, BUT adds a 'story'

LION - PITO CAMPOS


keep: mixed media
composition

dump: the 'polite' way

take: the playfulness of his lines but certainly the heavier watercolor, the bold attitude



2. Your Takes - Cindy



♥ love the character and the texture on the rocks.

♥ I like the layering and transparency

♥ love the character and color palette

👁️ watercolors - pencils he is a bug magician with his little helper

👁️ watercolors - pencils inspired by a video game, she is under a transp. umbrella

👁️ watercolors on pencils this is inspired by AT Marceline by heat, is a colorful vampire

👁️ the concept and use of light in the edges neon.


👁️ use of watercolor layering and texture

👁️ I like how simple it is and the use of contrasting colors.

★ I think the expression is a bit flat and a more interesting background


★ the background lacks a bit of deepness color contrast

★ the cape is quite flat missing textile movement to give more floating feeling.



✓ Backgrounds / scenes light Fun characters

🗑️ Flatness of character an expression




✓ Layering of watercolors, texture mix

🗑️ Color contrast and Palette



✓ Character exploration clothing and costumes

🗑️ lack of Background lack of movement.



• layering of color pencils to create texture
• Explore gouache

• Expand color palette to add more contrast
• layering of objects to create more depth

MATT FORSYTHE - POKO & THE DRUMS



- 👁 Beautiful color palette
contrast = softness of background
values - desaturated
mix of techniques
- 📷 Froggy making his own music on a
magical forest / journey / adventure
- ♥ Wonder, curious, light, want to know
more about his world
- ✍ I believe is gouache, color pencils
maybe some digital details
- 💬 Storytelling - character design for
all ages, he was the lead designer of
adventure time.

MATT FORSYTHE



GUILLAUME SINGELIN



JAMIE GREEN



NATALIE ANDREWSON





Week 4 - 5 - 6

Your Statement Piece - Part I




3. Let's Talk about the Next 3 Weeks...

Working on a project means showing up. Means planning. Commitment, not for me or this course, but with **yourself**.

There is no 'right' way to make art. The only wrong is in not trying, not doing. - Lisa Golightly





Ideation

What to draw? Get the creative juices flowing!

Simple exercises to channel your intuitive ideas.

Brainstorm

Sketchbook Flow

Magic Bowl



Choose - Let's be real.

So many great ideas! But where **to start or how to choose???**

The most important thing to remember is that this will not be your last work ever. It's one of many.

Share with us now some of your ideas!




**LET'S BRAKE IT DOWN INTO SOME EASY STEPS.
HOW WILL YOU BEGIN?**

- _____
- _____
- _____
- _____
- _____
- _____
- _____
- _____
- _____
- _____

Planning

Show up

Do the WORK



**WHICH DAYS WILL I BE WORKING ON MY PROJECT?
FOR HOW LONG?**

MON

TUE

WED

THU

FRI

SAT

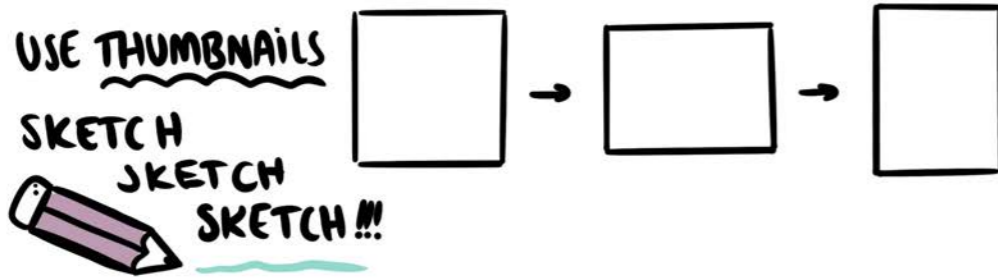
SUN




DRAWING A SCENE

① WHAT'S THE STORY? → ACTION
ELEMENTS → CHARACTER

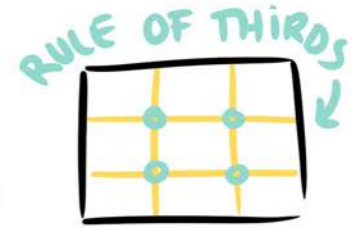
② CHOOSE A FORMAT



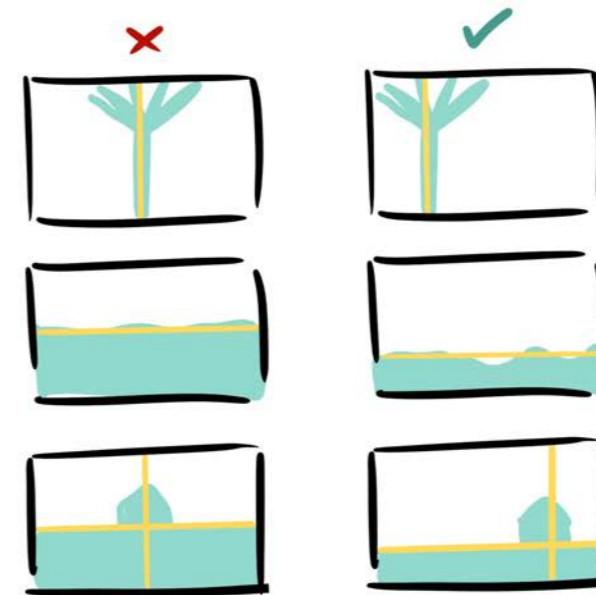
③ GUIDE THE EYE 👁️
→ RYTHM ⚡️ WHAT ARE WE LOOKING AT?



④ COMPOSITION 101



→ AVOID THE MIDDLE UNLESS THIS IS INTENTIONAL



EXAMPLE:



September - October - November



	M	T	W	T	F	S	S
w1			22 🦠	23 📞	24	25	26
w2	27	28 🦠	29 📞	30	1	2	3
w3	4	5	6	7	8	9	10
w4	11	12 🦠	13 📞	14	15	16	17
w5	18	19	20 ✍️	21	22	23	24
w6	25 ✍️	26	27 📞	28	29	30	31
w7	1	2 🦠	3 📞	4	5	6	7

Personal Project Time!

 *Special Calls*

23rd Sept - Welcome Call
27th Oct - Business Call

 *Deadlines*

On Tuesday Nights

 *Drawing Sessions*

(Optional!)
20th & 25th October

How can I help you during these weeks?